

SWT262TDAUS

FRESH WATER SYSTEM DISHWASHER WITH DETERGENT/RINSE AID PUMPS - THREE PHASE (15 AMP OPTIONAL)

Double basket configuration



PROFESSIONAL STANDARD, DOMESTIC STYLE USE

With its special configuration of the **two baskets, similar to a domestic dishwasher**, Smeg SWT262TDAUS combines the features and benefits of a **truly professional dishwasher**, with the simplicity of use for users who may not be familiar with the use of tank dishwashers and installations requiring a domestic kitchen "look".

HIGHEST LEVEL OF HYGIENE IN THE FOODSERVICE INDUSTRY


With **final rinse up to 93 degrees for 10 minutes**, Smeg SWT262TDAUS offers **disinfection cycles with A0 levels up to 12,000** and hygiene levels comparable to the ones required for medical standards.

WE BELIEVE IN OUR QUALITY

All dishwashers are manufactured in **our state of the art factory in Italy**, where we monitor all phases of design, engineering and production.

PRODUCT FEATURES

- **Easy to use, double basket configuration, similar to a domestic dishwasher, for a wider range of users and applications**
- **Professional dishwasher, 85°C rinse temperature**
- **Special disinfection cycles, 93°C rinse temperature**
- Total water exchange in every phase during cycle - both washing and rinsing
- Electronic control
- Double skin construction in AISI 304 stainless steel
- Moulded wash tank, rack guides and door
- Counterbalanced door with spring assisted hinges, full surround door gasket and no supporting rods
- Safety door locking mechanism, with end of cycle automatic opening
- Drain pump
- Rinse pump to guarantee constant and optimal rinse pressure, with electronic temperature control.
- Soft start wash pump
- Stainless steel filtration system
- **Steam condensing system**
- **Adjustable peristaltic pumps for detergent and rinse aid injection**
- **Electrical connection: Three phase - 7.0kW (Standard) / Single phase, 15 Amp (optional). Turn to page 2 for more information.**
- **24 months parts and labour warranty**



SWT262TDAUS

FRESH WATER SYSTEM DISHWASHER WITH DETERGENT/RINSE AID PUMPS - THREE PHASE
(SINGLE PHASE OPTIONAL)

Double basket configuration

TECHNICAL SPECIFICATIONS

Dimensions (mm) (WxDxH)	600x600x850	Drain pump	Yes
Basket	Double basket configuration	Rinse aid dispenser	Through adjustable peristaltic pump
Type of interface	electronic	Detergent dispenser	Through adjustable peristaltic pump
Door/hood structure	double skinned insulated	Total power (W)	7.0 kW (Three phase setting)
Supplied water temperature (°C)	From cold to 60°	Electrical connection	Standard: 400V 3N~/12A/7,0 kW/50Hz Optional: 230V 3~/19A/7,0kW/50Hz 230V 1N~/16A/3,5kW/50Hz 230V 1N~/12A/2,8kW/50Hz
Tank heating element (W)	6,300		
Rinse pump	Yes		
Rinse temperature (°C)	85° or 93°		

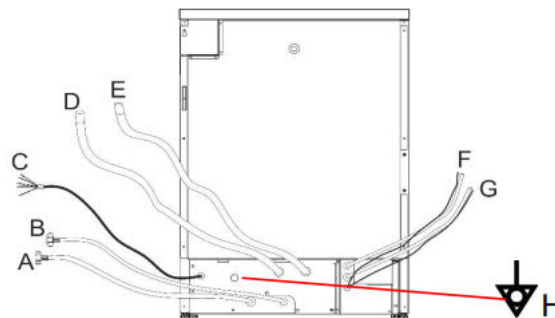
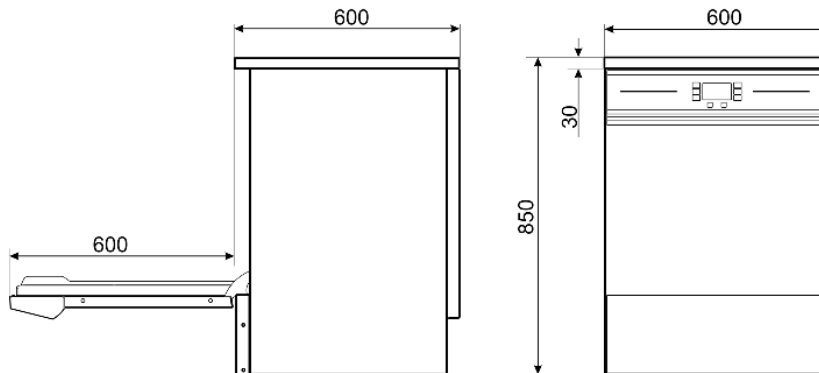


fig. 3 – Diagram, back panel connections and hookup.

CONNECTION WIRING DIAGRAM KEY

A	HOT WATER SUPPLY HOSE (RED)	E	DISHWASHER DRAIN HOSE
B	COLD WATER SUPPLY HOSE (BLUE)	F	PERISTALTIC PUMP P1
C	POWER SUPPLY CABLE	G	PERISTALTIC PUMP P2
D	STEAM CONDENSER DRAIN HOSE	H	SYSTEM EARTH



UNI EN ISO 9001
9130-Smeg

UNI EN ISO 14001
9191-SME2

DHSAS 18001
9192-SME3